

FURIOUS FOWL

Packing List

<u>DESCRIPTION</u>	<u>QUANTITY</u>
PAINTED VINYL CANVAS	1
"FOUR-WAY" FITTINGS	2
"ELBOW" FITTINGS	2
LENGTHS OF TUBING (SWEDGED)	4
LENGTHS OF TUBING (UNSWEDGED)	4
LENGTHS OF TUBING (CRIMPED)	4
STAKES	4
BIRDS	12
LAUNCHER	1
STORAGE/CARRYING CASE	1

Twister Display


49207 Calcutta Smith Ferry Road

East Liverpool, Ohio 43920

1 800 637-3656 — 1 (330) 386-1270

www.twisterdisplay.com

FURIOUS FOWL



Assembly Instructions

1. Select a level area to operate game with plenty of room to allow for a line to form.
2. Assemble framework, per sketch. Note that the eight longer pieces of tubing are used to form the sides (2 per side) while the four shorter capped pieces are to be used to create the base. (Be sure to tighten down the fittings using the small bolts on them.)
3. Attach canvas to the framework using the Velcro straps.
4. If using game outdoors, it is strongly suggested that you use the stakes provided on either side of the bottom supports. Use sandbags on pavement. And in a breeze, use sandbags with the stakes.
5. Never fold up canvas wet. Always allow to dry thoroughly first.

Canvas Care

1. If game becomes wet, dry thoroughly before storing.
2. Fold the canvas *inward* to help protect and keep it clean.
3. Canvas can be cleaned with rubbing alcohol when necessary. If your game involves Velcro, clean the hook and loop fabric with dry brush to knock out the dirt. If Velcro fabric is badly soiled, use upholstery cleaner.

Twister Display

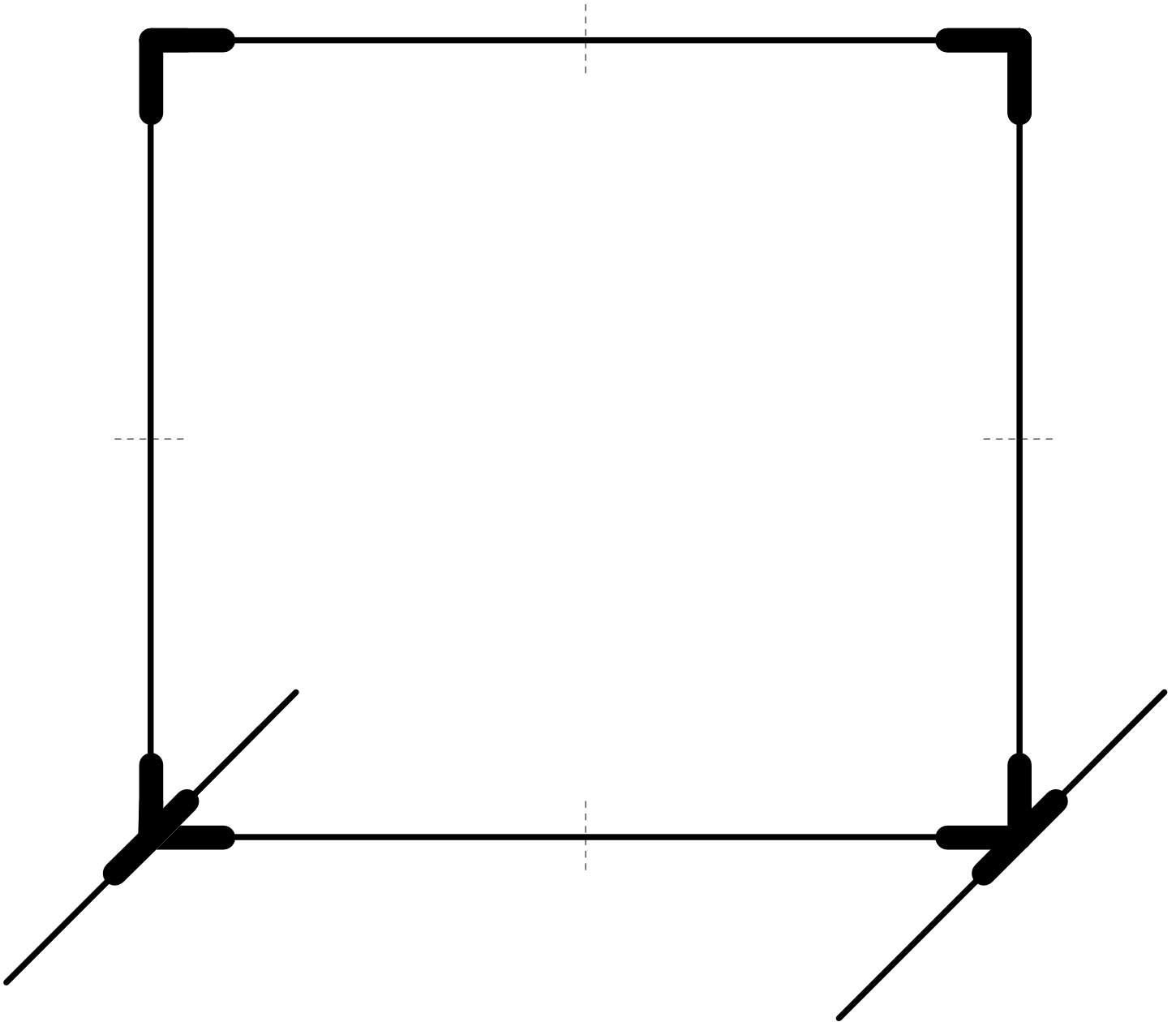
49207 Calcutta Smith Ferry Road

East Liverpool, Ohio 43920

1 800 637-3656 — 1 (330) 386-1270

www.twisterdisplay.com

FURIOUS FOWL



Twister Display


49207 Calcutta Smith Ferry Road

East Liverpool, Ohio 43920

1 800 637-3656 — 1 (330) 386-1270

www.twisterdisplay.com

FURIOUS FOWL



Safety Instructions

1. Use only under adult supervision.
2. Be sure that there is plenty of clearance between the player and spectators.
3. Keep spectators clear from the sides and back of canvas to prevent them from being struck by a deflected or errant hit.
4. If using game outdoors, it is strongly suggested that you use the stakes provided on either side of the bottom supports. Use sandbags on pavement. And in a breeze, use sandbags with the stakes.
5. **NEVER USE THE GAME IN STRONG WINDS OR LIGHTENING!!**
6. Use caution when setting up or taking down the game. The sections of tubing can come apart and fall down causing injury.
7. Use only the soft birds included with the game. Do not use hard balls or other hard objects.

Twister Display

49207 Calcutta Smith Ferry Road

East Liverpool, Ohio 43920

1 800 637-3656 — 1 (330) 386-1270

www.twisterdisplay.com